

## Fotis Grigoris - Teaching Evaluation report

Advanced corporate finance - BFC3140\_S2-01\_CLAYTON\_DAY

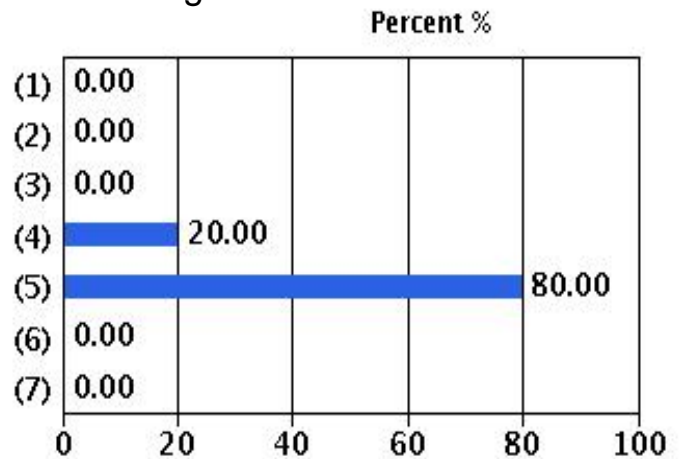
### FACULTY OF BUSINESS & ECONOMICS

Administered: Semester 2, 2014  
 Number of students enrolled in the unit: 431

Overall response rate: 32.02 % ^  
 Surveys completed for this teacher: 35

#### 1. Fotis Grigoris' explanations helped my understanding

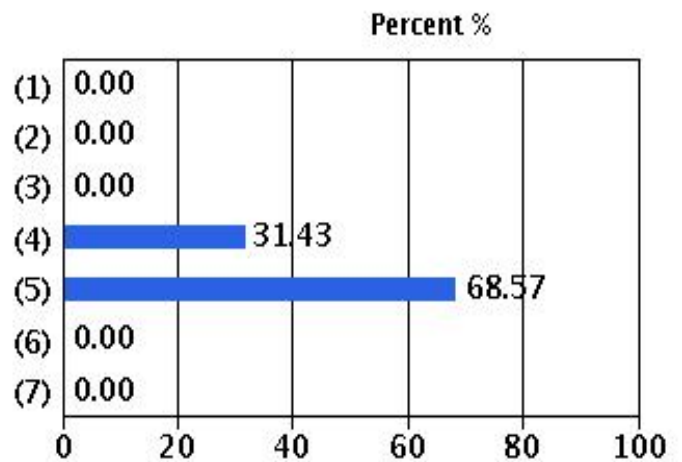
Response scale	Responses	Percent
(1) Strongly disagree	0	0.00%
(2) Disagree	0	0.00%
(3) Neutral	0	0.00%
(4) Agree	7	20.00%
(5) Strongly Agree	28	80.00%
(6) Not Able to Assess	0	0.00%
(7) Not Applicable	0	0.00%
Total (N)	35	100.00%



Median: 4.88 \*  
 Mean: 4.80  
 Agree/Strongly Agree: 100.00 %

#### 2. Fotis Grigoris inspired me to learn more

Response scale	Responses	Percent
(1) Strongly disagree	0	0.00%
(2) Disagree	0	0.00%
(3) Neutral	0	0.00%
(4) Agree	11	31.43%
(5) Strongly Agree	24	68.57%
(6) Not Able to Assess	0	0.00%
(7) Not Applicable	0	0.00%
Total (N)	35	100.00%



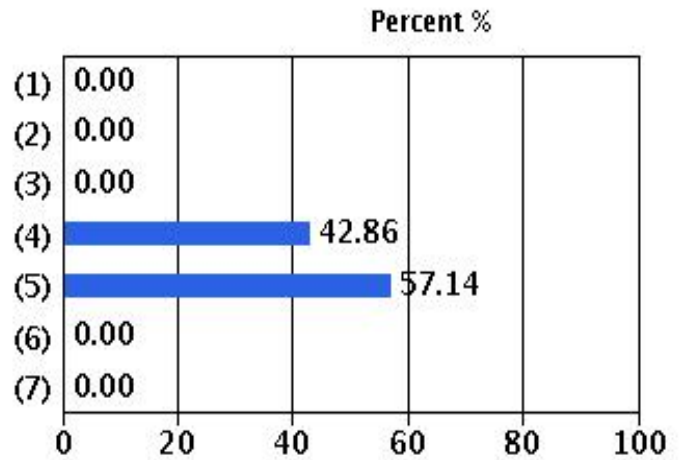
Median: 4.77 \*  
 Mean: 4.69  
 Agree/Strongly Agree: 100.00 %

^ The response rate shown here is an overall SETU response rate for the unit offering that is based on the proportion of enrolled students that answered the 'overall satisfaction' question in the unit evaluation section of the survey. The response rate for individual teachers (i.e. the proportion of the students that they taught that answered the teaching questions) may differ.

\* The median shown here is calculated under the assumption that the five point scale represents a continuous random variable rather than five discrete categories. For further information on how this measure is calculated please refer to [http://www.opq.monash.edu.au/mqu/evaluations/setu/setu\\_median\\_calculation.pdf](http://www.opq.monash.edu.au/mqu/evaluations/setu/setu_median_calculation.pdf)

### 3. Fotis Grigoris encouraged me to participate

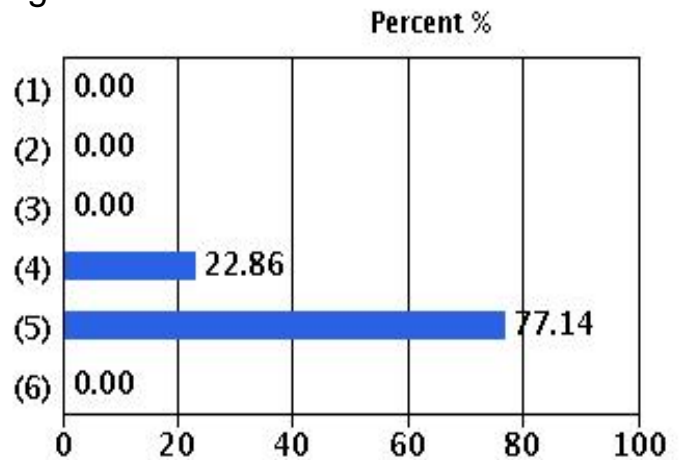
Response scale	Responses	Percent
(1) Strongly disagree	0	0.00%
(2) Disagree	0	0.00%
(3) Neutral	0	0.00%
(4) Agree	15	42.86%
(5) Strongly Agree	20	57.14%
(6) Not Able to Assess	0	0.00%
(7) Not Applicable	0	0.00%
Total (N)	35	100.00%



Median: 4.62 \*  
 Mean: 4.57  
 Agree/Strongly Agree: 100.00 %

### 4. Overall, I would rate Fotis Grigoris' teaching as:

Response scale	Responses	Percent
(1) Very Poor	0	0.00%
(2) Poor	0	0.00%
(3) Average	0	0.00%
(4) Good	8	22.86%
(5) Outstanding	27	77.14%
(6) Not Able to Assess	0	0.00%
Total (N)	35	100.00%



Median: 4.85 \*  
 Mean: 4.77  
 Good/Outstanding: 100.00 %

\* The median shown here is calculated under the assumption that the five point scale represents a continuous random variable rather than five discrete categories. For further information on how this measure is calculated please refer to [http://www.opq.monash.edu.au/mqu/evaluations/setu/setu\\_median\\_calculation.pdf](http://www.opq.monash.edu.au/mqu/evaluations/setu/setu_median_calculation.pdf)